

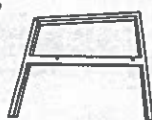


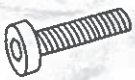





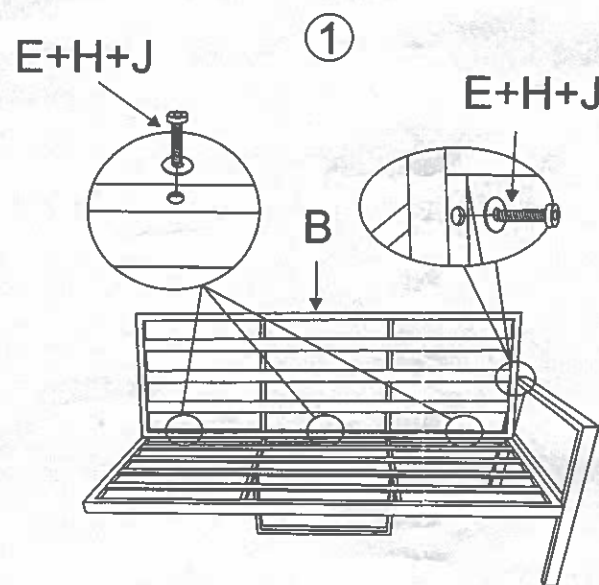
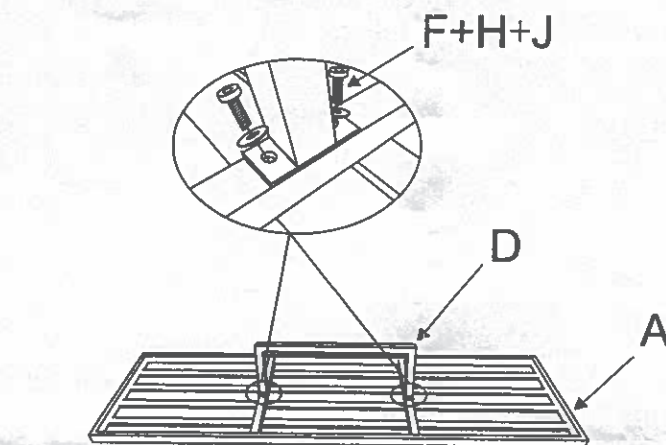


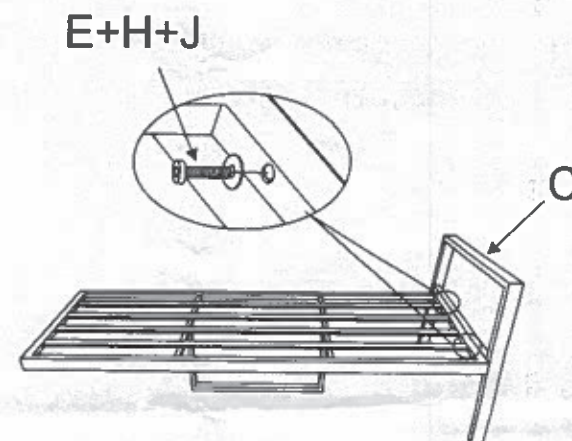
ASSEMBLY INSTRUCTION

IMPORTANT: DO NOT TIGHTEN SCREWS COMPLETELY UNTIL ASSEMBLY IS COMPLETE.

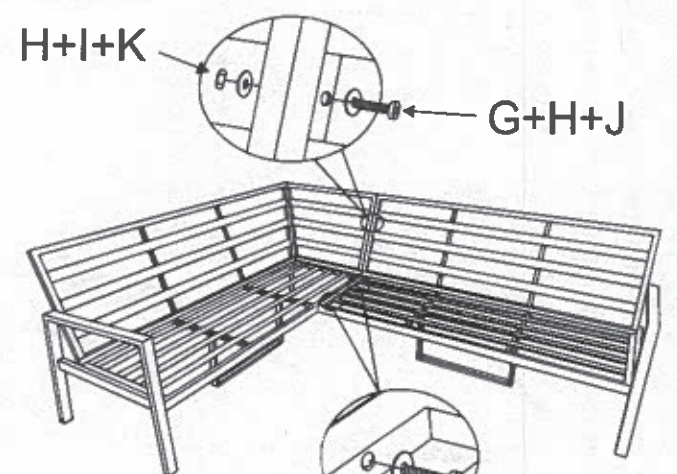
A  1x	B  1x
C  1x	D  1x
E  M6*35 8x	F  M6*15 4x
G  M6*60 1x	H  14x
I  1x	J  1x
K  1x	



③





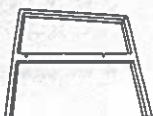






②



②

ASSEMBLY INSTRUCTION

IMPORTANT: DO NOT TIGHTEN SCREWS COMPLETELY UNTIL ASSEMBLY IS COMPLETE.

A  1x	B  1x
C  1x	D  1x
E  1x	F  M6*35 10x
G  M6*15 4x	H  14x
I  1x	

