

Massage Chair

LT328B Owner's Manual


K: 100%



K: 62%



K: 40%





————●1-23





WARRANTY CARD

All fields must be completed to validate the warranty.

Name: _____

Address: _____

City: _____ State: _____ Zip Code: _____

Phone Number: _____

Purchase Date: _____

Product Name: _____

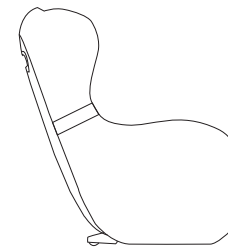
Purchase From: _____

Serial Number: _____



Contents

Thank you for purchase our massage chair.
Please read the owner' s manual (operating manual) before use.





SAFETY PRECAUTIONS	2-9
COMPONENTS AND DESCRIPTIONS	10-12
HOW TO USE	13-15
CARE AND STORAGE	16
TROUBLESHOOTING	17
SPECIFICATIONS	18
WARRANTY	19-22
WARRANTY CARD.....	23

- This product is designed for home use.
- If you and any abnormal condition, such as fire etc, please stop operation immediately and unplug the chair from the wall outlet.






SAFETY PRECAUTIONS

- Be sure to read this manual thoroughly in order to operate the product correctly.
- The manual contains important information about how to use the chair safely and correctly, avoiding possible damage to property or injury to persons using the chair and others.
- To clearly indicate the degrees of danger and damage, symbols “WARNING” and “CAUTION” should shown below to highlight important safety instructions.

 WARNING	This action could result in serious injury or death
 CAUTION	This action could result in minor personal injury or damage to property

[SYMBOLS]

	Symbol is to inform you the content of “WARNING” and “CAUTION” (The symbol on the left means “read the “WARNING” and “CAUTION” before use”)
	⊘ This is to explain the content of Prohibited: (This symbol on the left means “ Do not disassemble”
	This is to explain the content of Required Action



WARRANTY CARD

Congratulations on your purchase of an Infrared Sauna from Golden Designs, Inc. Please take the time to complete the following Warranty Card and mail it back to:

Golden Designs, Inc.
3550 Jurupa Street, Unit B
Ontario, CA 91761

Please include a copy of your sales receipt showing date of purchase as this will serve as proof of purchase.

Warranty will be VOID if the following warranty card is not mailed back within 60 days of purchase date along with proof of purchase.

Serial number (S/N) is located on the sauna’ s front panel, rear panel, or on the carton.

DETACH HERE

.....



To Make A Claim: For service, please contact McCusker and Company, Inc. at (xxx) xxx-xxxx. Please have your proof of purchase and product registration information including the serial number and model available at the time of the call. The customer service representative will provide information on your shipment and repair.

Register Your Plan: In order for this Plan to be valid, you must register your Plan at www.registerproductnow.com within 15 days of purchase. This Plan is non-transferable and only applies to the original purchaser.

Obligor/Administrator: The obligor and administrator under this limited warranty contract is McCusker and Company, Inc. whose address is 1210 Hall Johnson Road, Suite 200, Colleyville, Texas, 76034. McCusker and Company, Inc. can be contacted at (800) 734-0819 x105.

***3 Year Limited In-Home Warranty Service Includes Parts and Labor.**

- Remember to keep the manual in an easily accessible place.

WARNING

If you find abnormal condition, please stop operation immediately. Electric shock or fire may result if the chair is operated under such circumstances. Please turn off the main power switch on the chair and unplug the chair from the wall outlet. Contact the vendor for inspection or repairing.



- If there is a threat of lightning, abnormal noise (any abnormality), turn off the main power switch. For the safety, contact the vendor for inspection. Do not try to repair any malfunction of the chair.
- Any moisture into the chair.
- Any obstacle into the chair.
- Any drooping down, tipping over or broken on the out housing.

CAUTION



REQUIRED ACTION

- If you feel uncomfortable during operation, please stop using immediately. Consult with your doctors.
- Use the chair only when it is placed on a flat surface.
- Before operation, make sure the switch is in order. Or it will result in injury and accident.



SAFETY PRECAUTIONS



WARNING



PROHIBITED

The following persons must not use this product.
Person who has thrombosis, serve aneurism, acute varicosity or skin infection, including inflammation of the hypodermis.



ACQUIRED
ACTION

Persons with any of the following conditions should seek medical advice before using

- 1 People who have electronic medical devices easily susceptible to electromagnetic interference
- 2 People with malignant tumors
- 3 People with serious heart disease
- 4 Woman who is in menstrual period or pregnant
- 5 Sensory disturbance caused by peripheral circulatory disorder due to diabetes
- 6 People with sensory disturbance
- 7 Persons being treated for personal injury
- 8 High fever (38°C or higher), such as acute inflammation, high blood pressure or chills
- 9 Persons with sickness or under bed rest orders
- 10 Osteoporosis, spinal fractures and acute pain
- 11 Inflammation due to sprains and muscle strain

It is not recommended for those who are in uncomfortable or sickness

Keep massage to no more than 15 minutes in length. Do not continue to massage an area specific or any particular of your body. Please stoop for at least 30 minutes before reuse. Continue using for extend periods of time can result in over-simulation on muscles and nervous.

This Plan is effective provided adequate proof of purchase is maintained, the product is properly registered (as directed below) and the specific covered product is properly maintained. McCusker and Company, Inc., the program administrator, must be notified within thirty (30) days of purported failure. All records must be made available for inspection and verification of defects by McCusker and Company, Inc., the administrator, and/or its distributors/contractors. The Plan is exclusive and in lieu of all other warranties, including any warranty or merchantability or fitness for a particular purpose.

What Is Not Covered: The Plan does not cover negligent, fraudulent, and/or intentional damage. The liability under this Plan is limited to those (services/repairs/replacement) delineated herein, at the discretion of the Administrator and only when the product is properly installed, registered, maintained, and in use.

In no event shall (manufacturer/client) or the obligor/administrator of this Plan be liable for any special, indirect, incidental, or consequential damages. This Plan, covering parts and labor, is void if the product covered by the Plan has been subject to: intentional damage, alteration, tampering, acts of God and other insurance perils, faulty installation or if damage is covered by any insurance or service contract or OEM warranty. The Plan coverage applies only to the single registered product and no other products are covered. Claims not submitted in accordance with the terms and conditions of this Plan are void. Loss of data or data recovery, damages to components other than those delineated herein, pre-existing damage, damaged accessories, and manufacturer's recall or damage by unreasonable or unintended use, neglect, improper service or other causes not arising out of defects in material or workmanship are not covered.





WARRANTY

3 Year Limited Warranty

The massage chair is covered by a 3 Year Limited Warranty. During the first 3 years of ownership, the massage chair is covered with in-home service including parts and labor.






If the product is defective when received or becomes defective during the manufacturer's warranty period, it will be repaired/replaced in accordance with the manufacturer's original factory warranty. If this occurs, please contact McCusker and Company, Inc. at (xxx) xxx-xxxx.

The massage products are for residential indoor use only. Any exposure to outdoor elements such as rain, snow, sun, wind, or extreme temperatures will not be covered by this warranty. Any damages as a result of modifications made to the massage products will void this warranty.

What Is Covered: The Plan certifies that the Golden Designs, Inc. product will perform satisfactorily during the Limited Warranty period. If the product fails, repairs will be covered by the Plan to include parts and labor. If parts are not available, and thus the product is irreparable, you either will receive a replacement with a comparable feature model of like and quality or be reimbursed an amount equal to the average repair cost not to exceed the current replacement value of the product. The product must be prepared, installed, and used under suitable conditions and in accordance with the manufacturer's specifications.



WARNING

 FORBIDDEN WET HAND	Do not touch outlet, plug and power cord with damp hands or it will cause electric shock and malfunction
 GUARD AGAINST DAMP	Do not spill water or other liquid on the chair. Do not place it in the humid environment like bathroom. It may result in electric shock or malfunction
 REQUIRED ACTION	Make sure no one especially pets is in the way when operation
 DO NOT DISASSEMBLE	Do not try to disassembly or repair the chair, power cord and controller. It may result in fire and malfunction
 PROHIBITED	Do not destroy the power cord. The power cord should not be broken or damaged. Don't bend, stretch, twist or wrap the power cord. Do not hang up objects on the power cord. The broken cord will result in electric shock, short circuit or fire.



SAFETY PRECAUTIONS



WARNING



PROHIBITED

This product is not intended for use by children and persons with reduced mental capabilities.
Keep children and persons with reduced mental capabilities away from the chair during operation.

Do not use the product with anything other than an AC120V power source.
Do not wrap the power cord around the main body or it will result in electric shock, short circuit and fire.

Do not let children sit and play on the product or it will result in injury and malfunction.

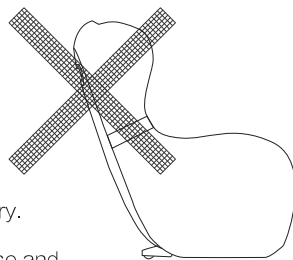
During the operation, do not put your fingers into the gap between the housing and cushion or it will result in injury and accident.

Do not use the chair to massage head or stomach, or it may result in nausea or injury.

Do not use the chair unclothed.
It may harm your skin.

Do not put the hands or legs between the gap of chair and ground to avoid hurt or injury.

Do not twine the power cord to the chair base and put cord between the gap of chair and ground.



Specification

Name	Massage Chair	Item	LT328B
Timer	15min	Generic Name	massage chair
Power	60W	Weight	37Kg
Voltage	120V 50/60Hz	Chair Material	ABS, Metal
Size	960*630*1020mm	Cover Material	Synthetic Leather, Chemical Fiber Fabric
Function	* Massage, Shiatsu, Kneading, for home use. * Release Fatigue, Promote blood circulation.		







TROUBLESHOOTING

Before ask for repair, make sure if there is still a problem after trying the solutions given in this troubleshooting guide. Contact the vendor or your nearest service center for assistance.

PROBLEM	CAUSES	REMEDY
Noise during operation Air flow sound Low humming sound Tick tack sound Air pump sound	Parts are in working Airbags inflating/deflating Solenoid valves are in working Pump is in working	This is parts of design and will not have effect on operation
The chair can not operate	The power cord has disconnected The switch is on "OFF" position	Plug in the chair Switch on the power
Functions stop during operation	Time up and all of massage program back to standby	Restart the program after 30 minutes

If you feel uncomfortable during operation, please stop using immediately. Consult with your doctors.

CAUTION

 ACQUIRED ACTION	<ul style="list-style-type: none">● In the event of power failure, switch off the main switch and disconnect the power plug to prevent any sudden operation if the power is restored unexpectedly.
	<ul style="list-style-type: none">● Do not touch outlet, plug and power cord with damp hands
	<ul style="list-style-type: none">● After use or in the event of power failure, please disconnect the power plug to prevent electric leakage, electric shock and accident.● In the event of cleaning the product, please disconnect the power plug to prevent electric shock and fire.● When disconnecting the power plug from the socket, be sure to hold the plug instead of pull over the power cord. Or it will result in electric shock, short circuit and fire. Please check power plug and power cord as schedule.
 PROHIBITED	<ul style="list-style-type: none">● Do not use the product immediately after drinking and dinner. Or it will result in uncomfortable● Do not hang up heavy objects with power cord and control wire. Do not drop the controller or it will result in electric shock and fire● Do not use the product near the fire or heater device. Do not smoke while you are using. Do not place the product on the floor where there is underground heating or other heating device. Or it will result in fire.





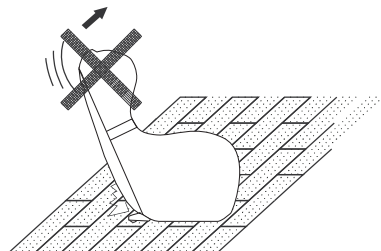
SAFETY PRECAUTIONS

! CAUTION



PROHIBITED

- Do not pull or scratch the fabric cover with sharp implement, like knife, it will result in injury and malfunction
- Do not unduly twist stretch the power cord or it will result in fire
- Should any broken on the power cord and power plug or any loosen on the outlet, please do not use the product. Or it will result in electric shock, fire and accident
- Do not put your fingers and foot into the gap between the swivel and the chair
- During the operation, do not put your fingers into the gap between the housing and cushion or it will result in injury and accident
- Do not force overloading on each function course. It will result in injury and accident
- Do not use the product when you fall in asleep. Use with unconsciousness will result in injury and uncomfortable.
- Do not unduly pull over the product from the wooden floor, carpet or other place which is easily scratched.
- Please carry and place the product carefully to avoid scratching the floor



8



CARE AND STORAGE

CLEAN

- In the event of cleaning the product, please disconnect the power plug
- Wipe the chair and control panel with soft cloth
- If the chair is soiled please wipe with damp cloth with just a little water or neutral detergent and then wipe it with dry cloth

CAUTION

- Do not place the chair in high humidity, sunlight or dirty environment
- Do not use petrol, thinner, alcohol alkaline detergents or bleaching agent to clean the product as this will result in fade and deteriorated.

DISPOSAL OF WASTERS

- For disposal of wasters please follow the local rules

NOT IN USE AFTER LONG TIME

- Please store the chair after unplugging.
- Do not damage the power cord and control panel during storage.
- Please store the chair in a dry place after wiping off the dust and ash.

16



- ※ Sit as far back in the seat as possible before starting your massage.
Always retract the airbags after use.
- ※ Do not press more than 1 button at a time
- ※ Order light will light up during operation and turn off after ending massage
- ※ Keep massage to no more than 15 minutes in length. Please stop for at least 30 minutes before reuse.

Turn off the switch at the bottom of the chair back after use.
Please unplug the chair when not in use for a long time.

NOTE

- ※ Children use under Adult Supervision
- ※ Do not put your fingers into the gap between the housing and cushion or it will result in injury and accident
- ※ Press "STOP" button is only to stop massage.
The chair now is in standby.
Turn off the switch located at the bottom of the back to switch off the power.



CAUTION



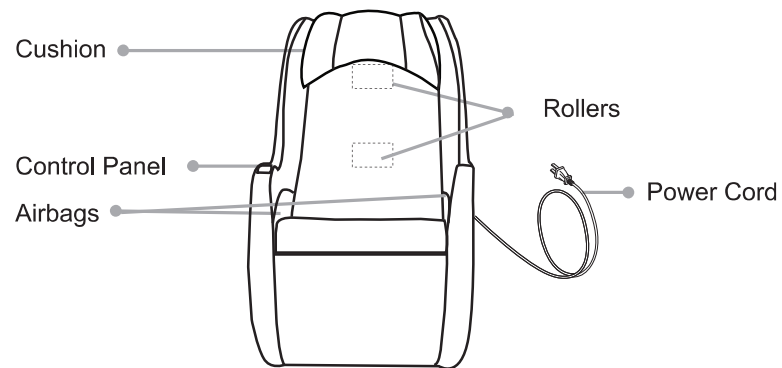
PROHIBITED

- | |
|---|
| This product is for house use and not for commercial purposes. |
| Do not operate the product with blanket covered.
Excessive heating will occur and cause fire and accident |
| Make sure the well connection between the plug and the outlet.
Wipe dust away from them.
Or it will result in electric shock, short circuit or fire. |
| Do not stand or step on the product. Do not force overloading on the product.
Or it will result in injury, malfunction and accident |
| Do not use the product near fire resource or flammable gas.
Or it will result in product distortion, malfunction and fire accident. |
| Do not use the product where aerosol spray products are being used or where oxygen is being administered. Or it will result in product distortion, malfunction and fire accident. |
| Do not clean or spray the product with abrasive cleaning detergent, alcohol or insecticide. Or it will result in product distortion, electric shock and fire accident. |
| Please keep children and persons with reduced mental capabilities away from the running product. Or it will result in injury. |
| This product is not intended for use by persons with reduced mental capabilities or under bed rest orders. It may result in personal uncomfortable. |



COMPONENTS AND DESCRIPTIONS

BODY



10



HOW TO USE

Power On

- 1**
 - Insert the plug into the outlet
 - Turn on the ON/OFF switch on the chair located at the bottom of the backrest.

Button

- 2** Press the buttons on the control panel to choose favorable function
- 3** The chair will automatically stop when the time is up.
15 minutes later air bag stop inflation/deflation and the programs stop
- 4**

Stop the machine during operation

 ➡

Press "STOP" button

 ➡



Stop massage



14

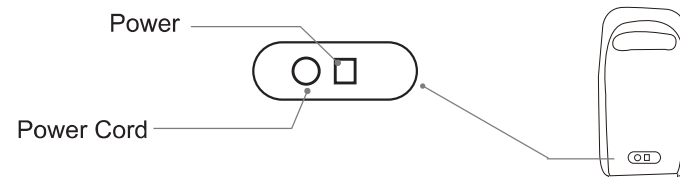
HOW TO USE

BEFORE USE

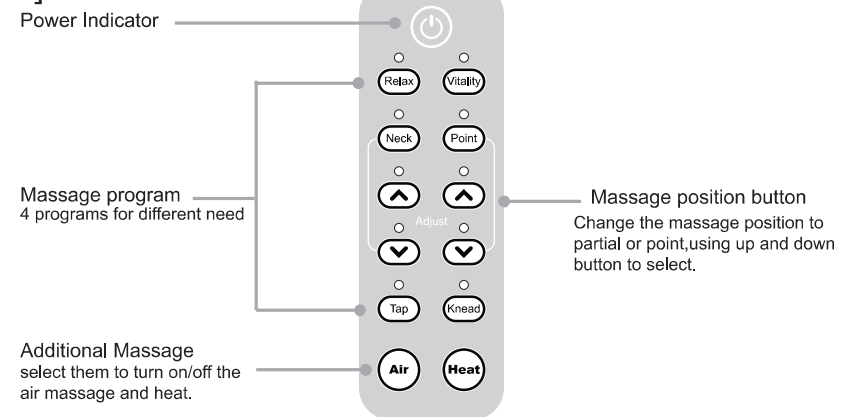
- Check whether the product is broken
- Place the product on the flat floor

 CAUTION	
 PROHIBITED	※Do not move the chair when it is in use. ※Do not pull over the chair on the floor or move the chair by pulling the power cord.

 CAUTION	
 ACQUIRED ACTION	※ Check whether the power cord is broken. ※ Before plug in the chair, check whether the switch in on the "OFF" position



[Controller]





COMPONENTS AND DESCRIPTIONS

Program	Description
Relax	This selection is recommended for those who feels somnolent, hard to sleep to use at home.
Vitality	This selection is recommended for those who are melancholy or who feel a lack of energy.
Knead/Tap	Use massage roller simulate hand to knead/Tap/knead and tap
Neck/Point	Change the massage position to partial or point, use up and down button to select.
Air	3 levels air massage strength selection. It's from soft to middle and Strong.
Heat	The roller have heating function

Note

- ※ Do not press more than 1 button at a time
- ※ Sit as far back in the seat as possible before starting your massage.
Always retract the airbags after use
- ※ Do not spill water or other liquid on the control panel
- ※ Do not force overloading on the product. It will result in injury or malfunction