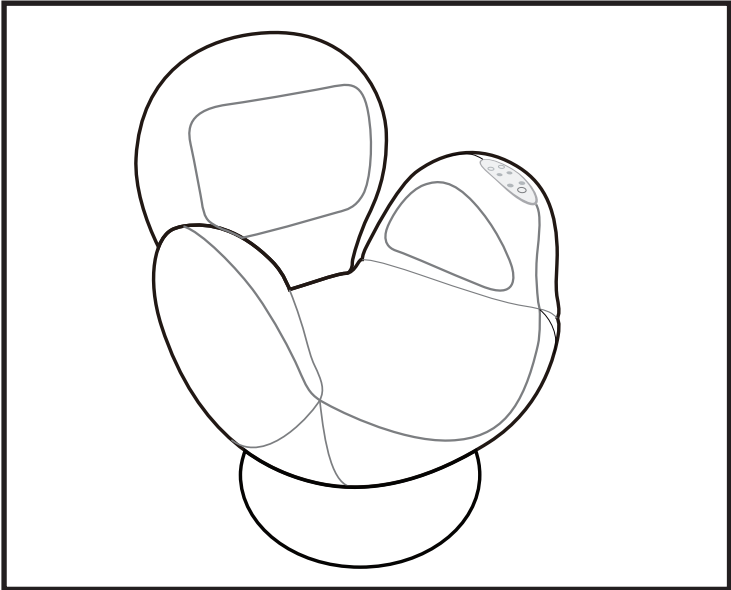




MANUAL

Thank you for choosing SHAPE Magic massage chair to complement your lifestyle needs. Please read through this operational guide carefully for the correct usage and operation of this product. This operation guide should be kept on hand for easy reference. This product is intended for household use only



CONTENTS

● SAFETY PRECAUTIONS	1	● TROUBLE SHOOTING	5
● PRODUCT DESCRIPTION.....	2	● SPECIFICATION.....	5
● HOW TO OPERATE.....	3	● WARRANTY.....	5
● MAINTENANCE	4		
● CARE AND STORAGE	4		

MAINTENANCE



MAINTENANCE:

Please remove dust with dust collector. Do not clean the product during its operation. Or it will result in damage to parts.

Clean the controller with soft cloth

If the product is soiled, wipe with damp cloth with just water or neutral detergent. Wipe off with dry cloth. Do not wash the product, Do not spray water into the product.

Caution: Do not disassembly the product by yourself

Warning: Do not pull out the plug with wet hand. Do not disassembly or repair the product by yourself

Caution: Pull out the product before cleaning

Do not clean product with benzene, thinners and alcohol.

CARE AND STORAGE

After use, please clean the product with cloth before storage.

Please cover the product to prevent dust

Do not store the product in the hot, humid, dust place. Avoid direct exposure to sunlight.

SAFETY PRECAUTIONS

Be sure to read this manual thoroughly in order to reduce the risk. Make certain to read the section SAFETY PRECAUTIONS. Improper operation of the appliance can result in a cause of injury or death. Please use it according to the manual instruction.

Following persons must consult physician before using the product

Who has a pacemaker or similar implanted medical device

Who has heart disease

Who has some abnormality or deformity of back bones

Who has malignant tumor

Who is in menstrual period or pregnant

Who is undergoing medical or paramedical treatment

Who has a spinal disorder or injury caused by accident

Do not use the product if the outer cover is damaged or in case of mechanical or electronic failure. Contact your dealer for examination or repair

Do not shake or drop the product

Do not use or store the product in the hot or humid environment, such as bathroom, heater etc. Otherwise it could cause accident or electric-shock

Do not use this product with other massage device.

Do not use the product without outer cover.

Do not use medical or cosmetic creams on the product

Any trouble on the product, please contact your dealer. Do not attempt to repair it yourself

This product is not the medical device and can not cure your ill.

Do not stand or place too much weight on the product

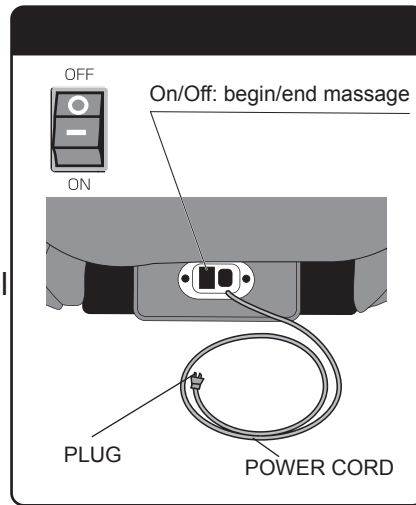
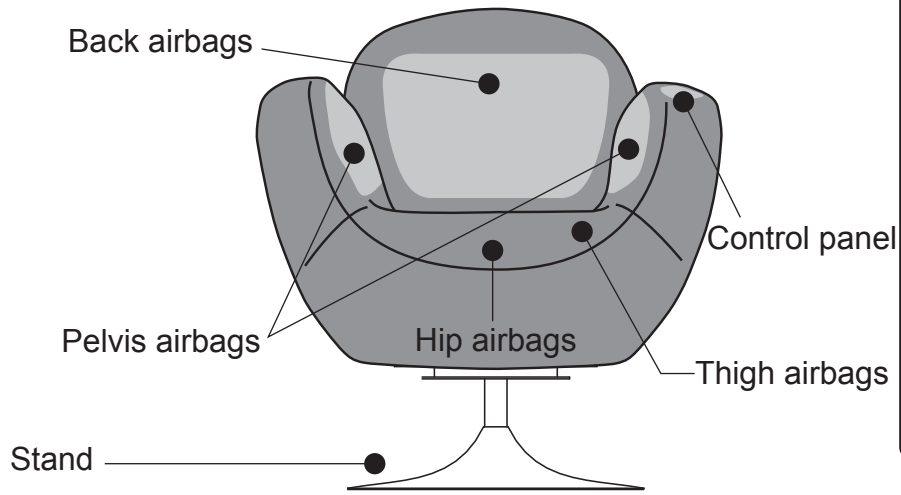
Do not clean product with benzene, thinners and alcohol.

Should the product malfunction, disconnect the power cord. Otherwise it many result in a cause of fire, electric shock or injury.

Spread the product out on a stable level to prevent falling down

Single massage cycle runs for 15 minutes. Please do not use it for more than 30 minutes one day. Or it will cause uncomfortable.

PRODUCT DESCRIPTION

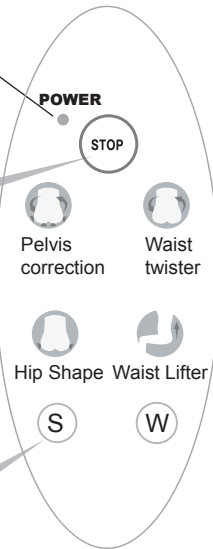


Control Panel

Indicator
Press the button, power on.

Stop
To stop massage

Strength
Strong/Middle/Weak



HOW TO OPERATE


Caution: Always confirm before use that the cord of control unit is not broken. It could cause accident or injury. Before operate the product, be sure it should be placed on a stable floor.

Control Panel



Waist twister

With back airbags in/deflation, hip and side airflow push and lift the lower body from different directions and help to gradually strengthen muscles and tone up waist lines.



Pelvis correction

With Back Air Bags Hip Air bags and Side Air Bags kneading to correct misalignment in the pelvis



Hip Shape

With Hip Air Bags in/deflation to massage hip, decrease excessive fat on hip and waist. Create beautiful curve.



Waist Lifter

With Side Air Bags in/deflation, Hip Air Bags Lifting forward and Back Air Bags pushing forward while the side airbags squeeze your hip. Fat on your waist can be removed. In this way you can shape your waist.

Insert the plug into the outlet

Turn on the ON/OFF switch on the product located at the bottom of the backrest
Adjust the reclining angle to a comfortable position according to the 6 available angles.
Adjust the backrest to your desired angle by raising the backrest to its most upright position. Push down with hands to lower the backrest gradually. You will hear a clicking sound during the adjustment. Release and lock the backrest into position when you have found a comfortable angle.

You can press STOP button to end course during operation. After use, please turn off ON/OFF switch and unplug the product

Note:

This product is not intended for use by children

Do not put your fingers into the gap between the backrest and the seat as this will result in injury.

Do not operate the product if cloth cover is broken

Do not move the product by pulling on the power cord. Or it will result in damage.

Timer

Single massaging cycle runs for 15 minutes. If you change a course on the way, the timer count is reset and starts the full count of 15 minutes

Note:

The stop button will not turn off the product. Please turn off the ON/OFF switch to turn off the power

Sit as far back in the seat as possible before starting your massage. Always retract the airbags after use.

Do not press more than 1 button at a time

Order light will light up during operation and turn off after ending massage

TROUBLE SHOOTING

PROBLEM	POSSIBLE CAUSES	ACTION
Product can not work	Plug is disconnected	Insert the plug securely
	Adaptor is disconnected	Connect adaptor securely
	Power switch is turned off	Turn on the power switch
The massage course is interrupted	Massage course has ended	Restart the product after 30minutes
Product is noisy during operation	Airbags are inflating/deflating	No action required

SPECIFICATION

Description	SHAPE Magic
Model	LT307
AC Voltage	AC220V~240V
Timer	15min
Power	48W
Size	540(L) *620 (W) *730(H) mm
Weight	22KGS
Outer cover	Polyurethane
Suit for	People who under 100kgs weight

WARRANTY

Please contact your dealer against purchasing invoice when trouble is detected. For one year after the original date of purchase, we will repair this system free of charge if defective in product. Service is provided on the charge basis after the period of warranty. This warranty does not include cleaning or damage caused by improper folding, misuse, over pulling on the cord and connector.